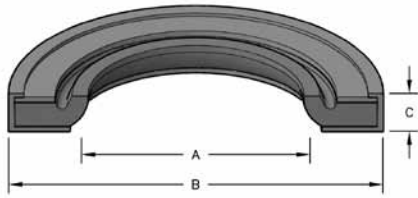


STYLE MDS LINK PIN DUST SEALS

Molded in nitrile with a steel case, this seal is double cased and used to exclude contaminants from cylinder link pins.



PART NUMBERS

MDS - 30 X 40 X 4

Type of Seal: MDS
Inside Diameter: 30
Outside Diameter: 40
Height: 4

SEAL INFORMATION

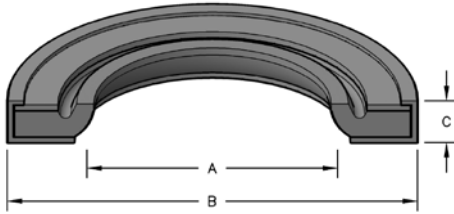
MATERIAL	NITRILE SEAL STEEL CASE
TEMPERATURE RANGE	-40° TO +220° F
SPEED	3 FT/SEC

Part Number	A Nom. ID	B Nom. OD	C Nom. Ht	List Price
MDS-22X28X4	22	28	4	\$3.59
MDS-22X30X4	22	30	4	3.76
MDS-25X32X4	25	32	4	3.88
MDS-30X40X4	30	40	4	8.83
MDS-35X42X4	35	42	4	4.15
MDS-35X45X4	35	45	4	3.88
MDS-40X50X4	40	50	4	8.83
MDS-45X55X4	45	55	4	5.12
MDS-50X58X4	50	58	4	4.71
MDS-50X60X4	50	60	4	5.81
MDS-50X63X4	50	63	4	5.56
MDS-50X65X6	50	65	6	6.66
MDS-55X68X4	55	68	4	7.72
MDS-60X75X4	60	75	4	8.14
MDS-65X80X4	65	80	4	9.45
MDS-70X80X3	70	80	3	55.97
MDS-70X85X4	70	85	4	10.29
MDS-70X85X6	70	85	6	10.52
MDS-75X90X4	75	90	4	11.57
MDS-80X95X4	80	95	4	12.88
MDS-80X95X6	80	95	6	16.29
MDS-85X100X4	85	100	4	16.50
MDS-90X105X4	90	105	4	16.94
MDS-95X110X4	95	110	4	20.24
MDS-100X115X4	100	115	4	19.74
MDS-100X120X4	100	120	4	21.45
MDS-110X125X4	110	125	4	23.17
MDS-120X135X4	120	135	4	27.00

STYLE MDSU LINK PIN DUST SEALS



Molded in urethane with a steel case, this seal is double cased and used to exclude contaminants from cylinder link pins.



PART NUMBERS

MDSU - 25 X 35 X 4

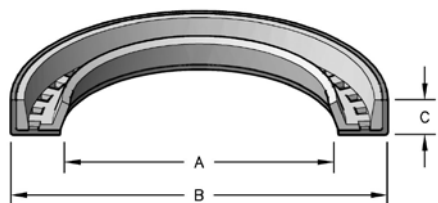
Type of Seal: MDSU
Inside Diameter: 25
Outside Diameter: 35
Height: 4

SEAL INFORMATION	
MATERIAL	URETHANE SEAL STEEL CASE
TEMPERATURE RANGE	-30° TO +200° F
SPEED	3 FT/SEC

Part Number	A Nom. ID	B Nom. OD	C Nom. Ht	List Price
MDSU-25X35X4	25	35	4	\$7.46
MDSU-30X40X4	30	40	4	8.22
MDSU-35X45X4	35	45	4	8.22
MDSU-40X50X4	40	50	4	9.55
MDSU-40X50X6	40	50	6	9.85
MDSU-45X55X4	45	55	4	10.15
MDSU-45X55X6	45	55	6	10.60
MDSU-50X60X4	50	60	4	11.20
MDSU-50X60X6	50	60	6	11.64
MDSU-50X65X6	50	65	6	12.69
MDSU-55X68X4	55	68	4	12.24
MDSU-55X70X6	55	70	6	13.44
MDSU-55X75X6	55	75	6	14.78
MDSU-60X75X4	60	75	4	13.44
MDSU-60X75X6	60	75	6	14.33
MDSU-65X75X4	65	75	4	13.14
MDSU-65X80X4	65	80	4	14.49
MDSU-70X80X6	70	80	6	14.78
MDSU-70X85X6	70	85	6	15.98
MDSU-80X95X4	80	95	4	20.95
MDSU-85X100X4	85	100	4	15.61
MDSU-100X115X4	100	115	4	21.21
MDSU-100X115X8	100	115	8	23.90
MDSU-110X125X4	110	125	4	24.34

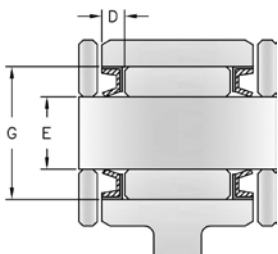
STYLE MCWA METAL CLAD DUST SEALS

This seal is single cased with a urethane lip and used to exclude contaminants from cylinder link pins.



PART NUMBERS

MCWA - 30 X 40 X 4
 Type of Seal Inside Diameter Outside Diameter Height



SEAL INFORMATION	
MATERIAL	URETHANE SEAL STEEL CASE
TEMPERATURE RANGE	-30° TO +200° F
SPEED	3 FT/SEC

Part Number	A Nom. ID	B Nom. OD	C Nom. Ht	D GROOVE WIDTH	E ROD DIAMETER	G HOUSING DIAMETER	List Price
MCWA-25X35X4	25	35	4	4.00 ^{+0.50} / _{+0.30}	25.00 ^{+0.000} / _{-0.052}	35.00 ^{+0.039} / _{+0.000}	\$ 8.11
MCWA-30X40X4	30	40	4	4.00 ^{+0.50} / _{+0.30}	30.00 ^{+0.000} / _{-0.052}	40.00 ^{+0.039} / _{+0.000}	5.51
MCWA-30X40X5	30	40	5	5.00 ^{+0.50} / _{+0.30}	30.00 ^{+0.000} / _{-0.052}	40.00 ^{+0.039} / _{+0.000}	8.60
MCWA-35X45X5	35	45	5	5.00 ^{+0.50} / _{+0.30}	35.00 ^{+0.000} / _{-0.062}	45.00 ^{+0.039} / _{+0.000}	8.93
MCWA-35X45X6	35	45	6	6.00 ^{+0.50} / _{+0.30}	35.00 ^{+0.000} / _{-0.062}	45.00 ^{+0.039} / _{+0.000}	22.34
MCWA-40X50X3.18	40	50	3.18	3.18 ^{+0.50} / _{+0.30}	40.00 ^{+0.000} / _{-0.062}	50.00 ^{+0.039} / _{+0.000}	11.81
MCWA-40X50X4	40	50	4	4.00 ^{+0.50} / _{+0.30}	40.00 ^{+0.000} / _{-0.062}	50.00 ^{+0.039} / _{+0.000}	14.59
MCWA-40X50X5	40	50	5	5.00 ^{+0.50} / _{+0.30}	40.00 ^{+0.000} / _{-0.062}	50.00 ^{+0.039} / _{+0.000}	20.57
MCWA-42X52X5	42	52	5	5.00 ^{+0.50} / _{+0.30}	42.00 ^{+0.000} / _{-0.062}	52.00 ^{+0.046} / _{+0.000}	10.07
MCWA-45X55X3.18	45	55	3.18	3.18 ^{+0.50} / _{+0.30}	45.00 ^{+0.000} / _{-0.062}	55.00 ^{+0.046} / _{+0.000}	14.92
MCWA-45X55X4	45	55	4	4.00 ^{+0.50} / _{+0.30}	45.00 ^{+0.000} / _{-0.062}	55.00 ^{+0.046} / _{+0.000}	18.18
MCWA-45X55X5	45	55	5	5.00 ^{+0.50} / _{+0.30}	45.00 ^{+0.000} / _{-0.062}	55.00 ^{+0.046} / _{+0.000}	9.90
MCWA-45X60X5	45	60	5	5.00 ^{+0.50} / _{+0.30}	45.00 ^{+0.000} / _{-0.062}	60.00 ^{+0.046} / _{+0.000}	10.56
MCWA-45X55X6	45	55	6	6.00 ^{+0.50} / _{+0.30}	45.00 ^{+0.000} / _{-0.062}	55.00 ^{+0.046} / _{+0.000}	18.46
MCWA-50X60X4	50	60	4	4.00 ^{+0.50} / _{+0.30}	50.00 ^{+0.000} / _{-0.062}	60.00 ^{+0.046} / _{+0.000}	10.56
MCWA-50X60X5	50	60	5	5.00 ^{+0.50} / _{+0.30}	50.00 ^{+0.000} / _{-0.062}	60.00 ^{+0.046} / _{+0.000}	10.56
MCWA-50X65X5	50	65	5	5.00 ^{+0.50} / _{+0.30}	50.00 ^{+0.000} / _{-0.062}	65.00 ^{+0.046} / _{+0.000}	20.03
MCWA-50X65X7.5	50	65	7.5	7.50 ^{+0.50} / _{+0.30}	50.00 ^{+0.000} / _{-0.062}	65.00 ^{+0.046} / _{+0.000}	21.53
MCWA-50X63X8	50	63	8	8.00 ^{+0.60} / _{+0.40}	50.00 ^{+0.000} / _{-0.062}	63.00 ^{+0.046} / _{+0.000}	11.85
MCWA-55X65X3.18	55	65	3.18	3.18 ^{+0.50} / _{+0.30}	55.00 ^{+0.000} / _{-0.074}	65.00 ^{+0.046} / _{+0.000}	16.07
MCWA-55X65X4	55	65	4	4.00 ^{+0.50} / _{+0.30}	55.00 ^{+0.000} / _{-0.074}	65.00 ^{+0.046} / _{+0.000}	11.21
MCWA-55X68X4	55	68	4	4.00 ^{+0.50} / _{+0.30}	55.00 ^{+0.000} / _{-0.074}	68.00 ^{+0.046} / _{+0.000}	11.70
MCWA-55X70X5	55	70	5	5.00 ^{+0.50} / _{+0.30}	55.00 ^{+0.000} / _{-0.074}	70.00 ^{+0.046} / _{+0.000}	11.70

STYLE MCWA METAL CLAD DUST SEALS



Part Number	A Nom. ID	B Nom. OD	C Nom. Ht	D GROOVE WIDTH	E ROD DIAMETER	G HOUSING DIAMETER	List Price
MCWA-55X68X6	55	68	6	6.00 ^{+0.50} / _{+0.30}	55.00 ^{+0.000} / _{-0.074}	68.00 ^{+0.046} / _{+0.000}	11.70
MCWA-55X70X6	55	70	6	6.00 ^{+0.50} / _{+0.30}	55.00 ^{+0.000} / _{-0.074}	70.00 ^{+0.046} / _{+0.000}	12.18
MCWA-55X70X7.5	55	70	7.5	7.50 ^{+0.50} / _{+0.30}	55.00 ^{+0.000} / _{-0.074}	70.00 ^{+0.046} / _{+0.000}	23.07
MCWA-60X70X4	60	70	4	4.00 ^{+0.50} / _{+0.30}	60.00 ^{+0.000} / _{-0.074}	70.00 ^{+0.046} / _{+0.000}	11.70
MCWA-60X75X4	60	75	4	4.00 ^{+0.50} / _{+0.30}	60.00 ^{+0.000} / _{-0.074}	75.00 ^{+0.046} / _{+0.000}	11.85
MCWA-60X70X5	60	70	5	5.00 ^{+0.50} / _{+0.30}	60.00 ^{+0.000} / _{-0.074}	70.00 ^{+0.046} / _{+0.000}	11.70
MCWA-60X75X5	60	75	5	5.00 ^{+0.50} / _{+0.30}	60.00 ^{+0.000} / _{-0.074}	75.00 ^{+0.046} / _{+0.000}	20.87
MCWA-60X75X6	60	75	6	6.00 ^{+0.50} / _{+0.30}	60.00 ^{+0.000} / _{-0.074}	75.00 ^{+0.046} / _{+0.000}	12.67
MCWA-60X75X7.5	60	75	7.5	7.50 ^{+0.50} / _{+0.30}	60.00 ^{+0.000} / _{-0.074}	75.00 ^{+0.046} / _{+0.000}	25.11
MCWA-60X73X8	60	73	8	8.00 ^{+0.60} / _{+0.40}	60.00 ^{+0.000} / _{-0.074}	73.00 ^{+0.046} / _{+0.000}	13.32
MCWA-60X75X8	60	75	8	8.00 ^{+0.60} / _{+0.40}	60.00 ^{+0.000} / _{-0.074}	75.00 ^{+0.046} / _{+0.000}	24.96
MCWA-65X80X5	65	80	5	5.00 ^{+0.50} / _{+0.30}	65.00 ^{+0.000} / _{-0.074}	80.00 ^{+0.046} / _{+0.000}	43.28
MCWA-65X80X8	65	80	8	8.00 ^{+0.60} / _{+0.40}	65.00 ^{+0.000} / _{-0.074}	80.00 ^{+0.046} / _{+0.000}	13.96
MCWA-70X80X5	70	80	5	5.00 ^{+0.50} / _{+0.30}	70.00 ^{+0.000} / _{-0.074}	80.00 ^{+0.046} / _{+0.000}	26.13
MCWA-70X85X5	70	85	5	5.00 ^{+0.50} / _{+0.30}	70.00 ^{+0.000} / _{-0.074}	85.00 ^{+0.054} / _{+0.000}	13.49
MCWA-70X85X7.5	70	85	7.5	7.50 ^{+0.50} / _{+0.30}	70.00 ^{+0.000} / _{-0.074}	85.00 ^{+0.054} / _{+0.000}	14.29
MCWA-70X83X8	70	83	8	8.00 ^{+0.60} / _{+0.40}	70.00 ^{+0.000} / _{-0.074}	83.00 ^{+0.054} / _{+0.000}	14.29
MCWA-70X85X8	70	85	8	8.00 ^{+0.60} / _{+0.40}	70.00 ^{+0.000} / _{-0.074}	85.00 ^{+0.054} / _{+0.000}	7.38
MCWA-71X86X5	71	86	5	5.00 ^{+0.50} / _{+0.30}	71.00 ^{+0.000} / _{-0.074}	86.00 ^{+0.054} / _{+0.000}	27.16
MCWA-71X85X6	71	85	6	6.00 ^{+0.50} / _{+0.30}	71.00 ^{+0.000} / _{-0.074}	85.00 ^{+0.054} / _{+0.000}	14.96
MCWA-75X90X5	75	90	5	5.00 ^{+0.50} / _{+0.30}	75.00 ^{+0.000} / _{-0.074}	90.00 ^{+0.054} / _{+0.000}	15.13
MCWA-75X90X8	75	90	8	8.00 ^{+0.60} / _{+0.40}	75.00 ^{+0.000} / _{-0.074}	90.00 ^{+0.054} / _{+0.000}	28.96
MCWA-80X90X3.18	80	90	3.18	3.18 ^{+0.50} / _{+0.30}	80.00 ^{+0.000} / _{-0.074}	90.00 ^{+0.054} / _{+0.000}	33.33
MCWA-80X95X5	80	95	5	5.00 ^{+0.50} / _{+0.30}	80.00 ^{+0.000} / _{-0.074}	95.00 ^{+0.054} / _{+0.000}	31.21
MCWA-80X100X6	80	100	6	6.00 ^{+0.50} / _{+0.30}	80.00 ^{+0.000} / _{-0.074}	100.00 ^{+0.054} / _{+0.000}	17.24
MCWA-80X95X6	80	95	6	6.00 ^{+0.50} / _{+0.30}	80.00 ^{+0.000} / _{-0.074}	95.00 ^{+0.054} / _{+0.000}	15.38
MCWA-80X90X7	80	90	7	7.00 ^{+0.50} / _{+0.30}	80.00 ^{+0.000} / _{-0.074}	90.00 ^{+0.054} / _{+0.000}	29.28
MCWA-80X93X8	80	93	8	8.00 ^{+0.60} / _{+0.40}	80.00 ^{+0.000} / _{-0.074}	93.00 ^{+0.054} / _{+0.000}	16.19
MCWA-80X95X8	80	95	8	8.00 ^{+0.60} / _{+0.40}	80.00 ^{+0.000} / _{-0.074}	95.00 ^{+0.054} / _{+0.000}	16.34
MCWA-85X100X8	85	100	8	8.00 ^{+0.60} / _{+0.40}	85.00 ^{+0.000} / _{-0.087}	100.00 ^{+0.054} / _{+0.000}	29.30

STYLE MCWA METAL CLAD DUST SEALS

Part Number	A Nom. ID	B Nom. OD	C Nom. Ht	D GROOVE WIDTH	E ROD DIAMETER	G HOUSING DIAMETER	List Price
MCWA-90X105X5	90	105	5	5.00 ^{+0.50} / _{+0.30}	90.00 ^{+0.000} / _{-0.087}	105.00 ^{+0.054} / _{+0.000}	18.30
MCWA-90X105X6	90	105	6	6.00 ^{+0.50} / _{+0.30}	90.00 ^{+0.000} / _{-0.087}	105.00 ^{+0.054} / _{+0.000}	19.00
MCWA-90X100X7	90	100	7	7.00 ^{+0.50} / _{+0.30}	90.00 ^{+0.000} / _{-0.087}	100.00 ^{+0.054} / _{+0.000}	30.57
MCWA-90X105X8	90	105	8	8.00 ^{+0.60} / _{+0.40}	90.00 ^{+0.000} / _{-0.087}	105.00 ^{+0.054} / _{+0.000}	21.11
MCWA-90X110X10	90	110	10	10.00 ^{+0.60} / _{+0.40}	90.00 ^{+0.000} / _{-0.087}	110.00 ^{+0.054} / _{+0.000}	19.27
MCWA-100X110X7	100	110	7	7.00 ^{+0.50} / _{+0.30}	100.00 ^{+0.000} / _{-0.087}	110.00 ^{+0.054} / _{+0.000}	35.81
MCWA-100X115X7	100	115	7	7.00 ^{+0.50} / _{+0.30}	100.00 ^{+0.000} / _{-0.087}	115.00 ^{+0.054} / _{+0.000}	19.18
MCWA-100X115X8	100	115	8	8.00 ^{+0.60} / _{+0.40}	100.00 ^{+0.000} / _{-0.087}	115.00 ^{+0.054} / _{+0.000}	11.61
MCWA-100X120X8	100	120	8	8.00 ^{+0.60} / _{+0.40}	100.00 ^{+0.000} / _{-0.087}	120.00 ^{+0.054} / _{+0.000}	26.74
MCWA-100X120X10	100	120	10	10.00 ^{+0.60} / _{+0.40}	100.00 ^{+0.000} / _{-0.087}	120.00 ^{+0.054} / _{+0.000}	24.98
MCWA-105X120X7	105	120	7	7.00 ^{+0.50} / _{+0.30}	105.00 ^{+0.000} / _{-0.087}	120.00 ^{+0.054} / _{+0.000}	25.16
MCWA-110X125X4	110	125	4	4.00 ^{+0.50} / _{+0.30}	110.00 ^{+0.000} / _{-0.087}	125.00 ^{+0.063} / _{+0.000}	26.74
MCWA-110X125X5	110	125	5	5.00 ^{+0.50} / _{+0.30}	110.00 ^{+0.000} / _{-0.087}	125.00 ^{+0.063} / _{+0.000}	27.62
MCWA-110X125X8	110	125	8	8.00 ^{+0.60} / _{+0.40}	110.00 ^{+0.000} / _{-0.087}	125.00 ^{+0.063} / _{+0.000}	26.92
MCWA-110X125X9	110	125	9	9.00 ^{+0.60} / _{+0.40}	110.00 ^{+0.000} / _{-0.087}	125.00 ^{+0.063} / _{+0.000}	27.45
MCWA-120X135X5	120	135	5	5.00 ^{+0.50} / _{+0.30}	120.00 ^{+0.000} / _{-0.087}	135.00 ^{+0.063} / _{+0.000}	26.04
MCWA-120X130X7	120	130	7	7.00 ^{+0.50} / _{+0.30}	120.00 ^{+0.000} / _{-0.087}	130.00 ^{+0.063} / _{+0.000}	38.24
MCWA-120X135X8	120	135	8	8.00 ^{+0.60} / _{+0.40}	120.00 ^{+0.000} / _{-0.087}	135.00 ^{+0.063} / _{+0.000}	28.15
MCWA-125X140X8	125	140	8	8.00 ^{+0.60} / _{+0.40}	125.00 ^{+0.00} / _{-0.10}	140.00 ^{+0.063} / _{+0.000}	28.15
MCWA-130X140X7	130	140	7	7.00 ^{+0.50} / _{+0.30}	130.00 ^{+0.00} / _{-0.10}	140.00 ^{+0.063} / _{+0.000}	34.89
MCWA-140X155X8	140	155	8	8.00 ^{+0.60} / _{+0.40}	140.00 ^{+0.00} / _{-0.10}	155.00 ^{+0.063} / _{+0.000}	26.38
MCWA-160X180X8	160	180	8	8.00 ^{+0.60} / _{+0.40}	160.00 ^{+0.00} / _{-0.10}	180.00 ^{+0.063} / _{+0.000}	38.72