

Piston Seals

Technical details

Metric

Inch

Operating conditions

Maximum Speed	1.0 m/sec
Temperature Range	-30°C +110°C
Maximum Pressure	350 bar

3.0 ft/sec
-22°F +230°F
5000 p.s.i.



Maximum extrusion gap

Figures show the maximum permissible gap all on one side using minimum rod \varnothing and maximum clearance \varnothing .

Pressure bar	100	160	250	350
Pressure p.s.i.	1500	2400	3750	5000
Maximum Gap in	0.025	0.020	0.016	0.008

Surface roughness

	μmRa	μmRt	μinCLA	μinRMS
Dynamic Sealing Face $\varnothing D_1$	0.1 <> 0.4	4 max	4 <> 16	5 <> 18
Static Sealing Face $\varnothing d_1$	1.6 max	10 max	63 max	70 max
Static Housing Faces L_1	3.2 max	16 max	125 max	140 max

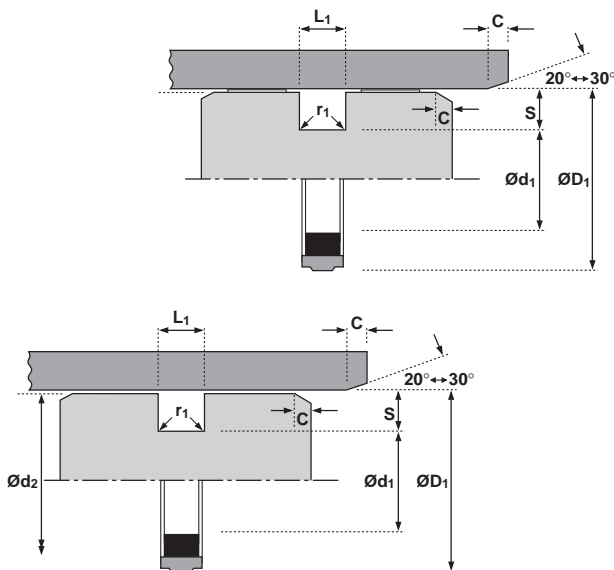
Chamfers & Radii

Groove Section $\leq S$ in	0.125	0.187	0.250
Min Chamfer C in	0.100	0.150	0.200
Max Fillet Rad r_1 in	0.016	0.016	0.016

Tolerances

$\varnothing D_1$	$\varnothing d_1$	$\varnothing d_2$	L_1
+0.002 -0	+0-0.002	+0-0.001	+0.005 -0

775



Design

The Hallite 775 is a compact seal for light to medium duty hydraulic cylinders. It is a double acting piston seal with single acting capabilities. This makes it an excellent choice for double acting applications where minimal dynamic leakage is required.

The Hallite 775 is manufactured for two housing standards: to fit standard O-ring grooves; and for O-ring and two back-up grooves. It comprises a tough elastomeric face that is pre-loaded by a rectangular cross section expander.

The Hallite 775 seal can be used on SG iron pistons or on pistons with adequate remote bearing (see Hallite 506 or 533 bearings).

The standard material is suitable for hydraulic mineral oil applications.

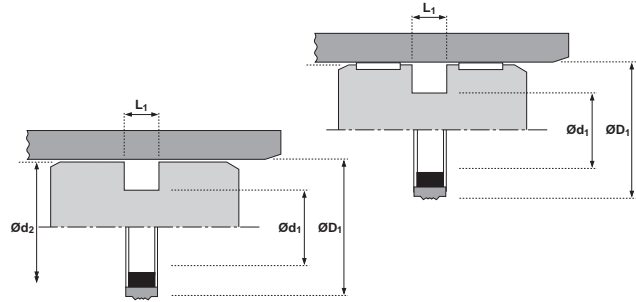
For full details and availability please contact your local Hallite Sales office.

Features

- Double acting seal with single acting capabilities
- Excellent wear resistance
- High extrusion resistance makes it ideal for use with remote wear rings such as the Hallite 506 or 533
- Advanced face geometry provides enhanced dynamic and static sealing
- More tolerant to dirt and contamination than common PTFE faces
- Rapid recovery after assembly, no resizing required

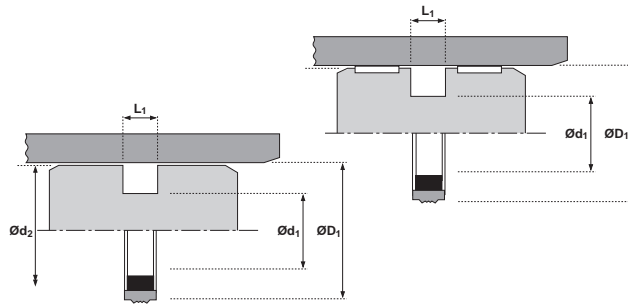
775

Inch- Housings suit standard O- ring



ØD ₁	TOL	Ød ₁	TOL	Ød ₂	TOL	L ₁	TOL	O RING	PART NO.
1.500	+0.003 -0.000	1.258	+0.000 -0.003	1.497	+0.000 -0.001	0.187	+0.005 -0.000	218	4731816
1.750	+0.003 -0.000	1.508	+0.000 -0.003	1.747	+0.000 -0.001	0.187	+0.005 -0.000	222	4750716
2.000	+0.003 -0.000	1.630	+0.000 -0.003	1.997	+0.000 -0.001	0.281	+0.005 -0.000	326	4731016
2.500	+0.003 -0.000	2.130	+0.000 -0.003	2.497	+0.000 -0.001	0.281	+0.005 -0.000	330	4731116
3.000	+0.004 -0.000	2.630	+0.000 -0.004	2.997	+0.000 -0.001	0.281	+0.005 -0.000	334	4731216
3.500	+0.004 -0.000	3.130	+0.000 -0.004	3.497	+0.000 -0.001	0.281	+0.005 -0.000	338	4731316
4.000	+0.004 -0.000	3.630	+0.000 -0.004	3.997	+0.000 -0.001	0.281	+0.005 -0.000	342	4731416
5.000	+0.004 -0.000	4.630	+0.000 -0.004	4.997	+0.000 -0.001	0.281	+0.005 -0.000	350	4731516

Piston Seals inch



775

Inch- Housings suit standard O- ring with two backup rings

$\varnothing D_1$	TOL	$\varnothing d_1$	TOL	$\varnothing d_2$	TOL	L_1	TOL	O RING	PART NO.
1.500	+0.003 -0.000	1.258	+0.000 -0.003	1.497	+0.000 -0.001	0.275	+0.005 -0.000	218	4730516
2.000	+0.003 -0.000	1.630	+0.000 -0.003	1.997	+0.000 -0.001	0.410	+0.005 -0.000	326	4733716
2.500	+0.003 -0.000	2.130	+0.000 -0.003	2.497	+0.000 -0.001	0.410	+0.005 -0.000	330	4726916
3.000	+0.004 -0.000	2.630	+0.000 -0.004	2.997	+0.000 -0.001	0.410	+0.005 -0.000	334	4733816
3.500	+0.004 -0.000	3.130	+0.000 -0.004	3.497	+0.000 -0.001	0.410	+0.005 -0.000	338	4733916
4.000	+0.004 -0.000	3.630	+0.000 -0.004	3.997	+0.000 -0.001	0.410	+0.005 -0.000	342	4734016
5.000	+0.004 -0.000	4.528	+0.000 -0.004	4.997	+0.000 -0.001	0.538	+0.005 -0.000	425	4730616
6.000	+0.004 -0.000	5.528	+0.000 -0.004	5.997	+0.000 -0.001	0.538	+0.005 -0.000	433	4734116