

Technical details

Metric

Inch

Operating conditions

Maximum Speed 1.0 m/sec
 Temperature Range -45°C +80°C
 Maximum Pressure 16 bar

3.0 ft/sec
 -50°F +180°F
 230 p.s.i.



Surface roughness

	µmRa	µmRt	µinCLA	µinRMS
Dynamic Sealing Face ØD ₁	0.1 <-> 0.4	4 max	4 <-> 16	5 <-> 18
Static Sealing Face Ød ₁	1.6 max	10 max	63 max	70 max
Static Housing Faces L ₁	3.2 max	16 max	125 max	140 max

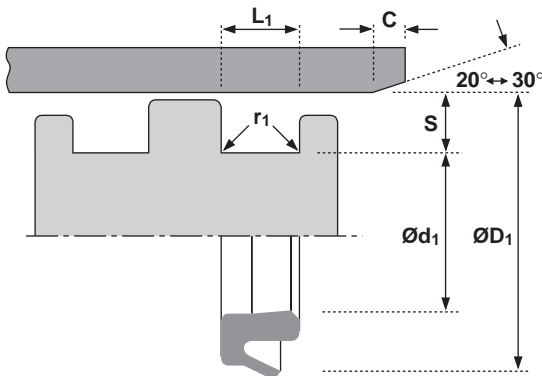
Chamfers & Radii

Groove Section ≤ S mm	4.0	5.0	7.5	10.0	12.5	15.0
Min Chamfer C mm	3.0	3.5	5.0	6.5	7.0	8.0
Max Fillet Rad r ₁ mm	0.2	0.4	0.8	0.8	1.2	1.6
Groove Section ≤ S in	0.125	0.187	0.250	0.312	0.375	0.500
Min Chamfer C in	0.093	0.093	0.125	0.156	0.187	0.217
Max Fillet Rad r ₁ in	0.008	0.008	0.016	0.016	0.032	0.032

Tolerances

mm	ØD ₁	Ød ₁	L ₁
in	H11	js11	+0.25 -0
	H11	js11	+0.010 -0

607



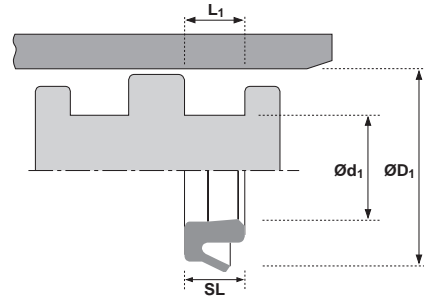
Design

The result of many years testing and development, the Hallite 607 piston seal is truly a breakthrough in pneumatics sealing. The Hythane® 181 material and the profile of the dynamic sealing lip combine to offer both ultra low friction - significantly less than that of rubber - and ultra long life. The Hallite 607 has been developed to give significant improvements in cylinder performance in low lube air conditions and be used in long and short stroke applications. Hallite's type 607 may also be used in single acting cylinders with a spring return, as well as the double acting application illustrated.

Features

- Effective sealing
- Low friction
- Easy installation
- Excellent temperature range

607

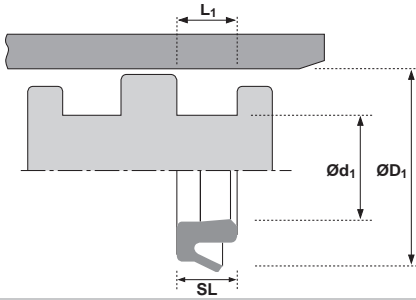


ØD ₁	TOL H11	Ød ₁	TOL js11	SL	L ₁ +0.010-0	PART No.
1.500	+0.006 -0.000	1.187	+0.002 -0.002	0.156	0.172	4517800
1.500	+0.006 -0.000	1.250	+0.003 -0.003	0.125	0.138	4517900
1.625	+0.006 -0.000	1.250	+0.003 -0.003	0.187	0.218	4591700
2.000	+0.007 -0.000	1.625	+0.003 -0.003	0.187	0.218	4591800
2.000	+0.007 -0.000	1.750	+0.003 -0.003	0.125	0.138	4518000
2.500	+0.007 -0.000	2.125	+0.004 -0.004	0.187	0.207	4518100
3.000	+0.007 -0.000	2.375	+0.004 -0.004	0.312	0.344	4419400
3.000	+0.007 -0.000	2.500	+0.004 -0.004	0.250	0.275	4518200
3.250	+0.007 -0.000	2.750	+0.004 -0.004	0.250	0.275	4518300
3.250	+0.007 -0.000	2.812	+0.004 -0.004	0.225	0.250	4591900
4.000	+0.009 -0.000	3.250	+0.004 -0.004	0.375	0.413	4447700
4.000	+0.009 -0.000	3.500	+0.004 -0.004	0.250	0.275	4518400

ØD ₁	TOL H11	Ød ₁	TOL js11	SL	L ₁ +0.010-0	PART No.
5.000	+0.010 -0.000	4.250	+0.004 -0.004	0.375	0.413	4447800
5.000	+0.010 -0.000	4.500	+0.004 -0.004	0.250	0.275	4560200
6.000	+0.010 -0.000	5.125	+0.005 -0.005	0.437	0.480	4420500
6.000	+0.010 -0.000	5.375	+0.005 -0.005	0.312	0.344	4518500
6.000	+0.010 -0.000	5.500	+0.005 -0.005	0.250	0.275	4518600
7.000	+0.010 -0.000	6.250	+0.005 -0.005	0.375	0.413	4518700
7.000	+0.010 -0.000	6.375	+0.005 -0.005	0.312	0.344	4518800
8.000	+0.011 -0.000	7.250	+0.006 -0.006	0.375	0.413	4421000
8.000	0.011 -0.000	7.375	+0.006 -0.006	0.312	0.344	4518900
8.000	+0.011 -0.000	7.500	+0.006 -0.006	0.250	0.275	4519000
10.000	+0.013 -0.000	9.250	+0.006 -0.006	0.375	0.413	4422600
12.000	+0.013 -0.000	11.250	+0.006 -0.006	0.375	0.413	4422700

Pneumatic Piston Seals metric

607



ØD ₁	TOL H11	Ød ₁	TOL js11	SL	L ₁ +0.25-0	PART No.
32	+0.16 +0.00	24.0	+0.07 -0.07	5.80	6.50	4366200
40	+0.16 +0.00	29.7	+0.07 -0.07	7.10	8.00	4337900
40	+0.06 +0.00	30.0	+0.07 -0.07	6.80	7.60	4366300
50	+0.06 +0.00	40.0	+0.08 -0.08	7.10	8.50	4326200

ØD ₁	TOL H11	Ød ₁	TOL js11	SL	L ₁ +0.25-0	PART No.
63	+0.19 +0.00	53.0	+0.09 -0.09	7.10	8.50	4366400
80	+0.19 +0.00	70.0	+0.09 -0.09	7.10	8.50	4366500
100	+0.22 +0.00	85.0	+0.11 -0.11	9.10	10.40	4366600